

THE  
*Norris*  
SYSTEM



Greiner  
Orthodontics

# THE Norris SYSTEM



Actual Patient Photos

The Norris 20/26® System is a new dimension in treatment efficiency and by far the most advanced progression in passive self-ligation and arch form technology to date.

Conceived by Dr. Robert "Tito" Norris, it is the culmination of his years of experience in treating with leading passive self-ligating systems, along with his background in mechanical engineering. Together, he was able to identify both the physical attributes and clinical shortcomings of competitive appliances and determine which design elements would most benefit today's practicing orthodontist.

**The result is a true twin, passive/active self-ligating appliance system with a reduced slot dimension of .020 x .026", combined with a series of extra broad arch form wires.**

## ■ Control Without Compromise:

.020 x .026" slot delivers an unmatched combination of free-sliding passive performance during early stages of treatment and fine-tuned active engagement during finishing.

## ■ Improved Workflow:

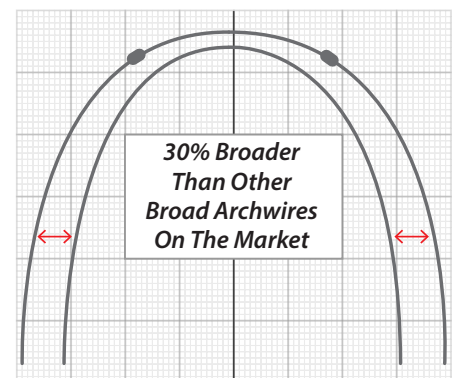
Reduces inventory, streamlines scheduling, and finishes easier due to active 3D engagement.

## ■ Clinical Efficiency:

Enhances control and predictability, improving clinical efficiency like no other system on the market.

## ■ Facial Aesthetics:

Maintains optimal three-dimensional control of teeth which offers unparalleled mastery of the finer points of aesthetics.



# Norris 20/26<sup>®</sup> BRACKET SYSTEM

Control over torque and tip has eluded clinicians for years and has been compensated for in various ways from specifying additional degrees in programming, to repositioning, to wire sequencing. However, between ranges in manufacturing tolerances and quality control, an inherent amount of “slop” within the bracket slot is virtually unavoidable. This is particularly true in traditional PSL bracket systems as the reduced friction, free-sliding benefit has been unable to provide an intimate engagement between the wire and bracket slot.

Whether it has been an effort to preserve existing economies of scale, or a reluctance to break from tradition on the part of the manufacturing community, a movement towards the ultimate solution of reducing the slot dimension has yet to occur — until now.

DynaFlex<sup>®</sup>, consistent with our vision for meaningful solutions in today's marketplace, is proud to support Dr. Robert “Tito” Norris in the development and supply of this exciting transformative system. Not only did we look to collaborate on the premise of a reduced slot dimension, but we also sought to incorporate best-in class features that would be further appreciated by many, such as four true tie-wings with undercuts that can accommodate popular colored ligature ties; bio-compatible, cobalt-chromium composition for nickel-free use by allergy-sensitive patients; a flawless clip mechanism for consistent reliability; injection molded manufacture for strength integrity, smooth comfortable surfaces, and improved hygiene; and a mechanical base for trouble-free bonding. Also available in the form of molar tubes, the Norris 20/26<sup>®</sup> is a complete molar-to-molar system.



“I have been practicing orthodontics for 26 years and started using passive self-ligation when they first came out in the late 1990's. Finishing was always a struggle until I started using the Norris 20/26<sup>®</sup> Bracket. Wow what a difference! With a slot dimension of .020 x .026”, the control in all dimensions is truly amazing and I don't have to make all those annoying adjustments in the wire all the time...”

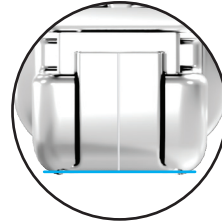
Dr. Hilton Goldreich | Plano, Texas

# Norris 20/26<sup>®</sup>

## BRACKET SYSTEM

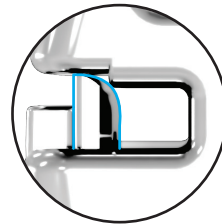
### Nickel-Free SL Bracket With Truly Precise .020 x.026 Slot

Reduced slot dimension delivers unparalleled control. Clinically shown to be 26% more efficient than the leading PSL bracket system. Allows for three common wire sizes.



### Straight Occlusal Edge

The occlusal edge of the new gingivally offset premolar bracket base is straight so that it can more easily be used as a paralleling guide to the marginal ridges of a premolar.



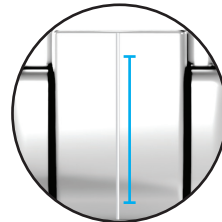
### Rounded Leading Edge Of Door

Aids in archwire seating.



### Deep Tie Wing Undercuts

Optimal tie wing depth for elastic chain, ties or steel ligatures.



### Center Scribe Line

Aligns the long axis for accurate placement.



### Universal Bicuspid Hooks

Reduces inventory with multiple interchangeable brackets. One bracket serves all upper premolars.



### Unparalleled Bond Strength

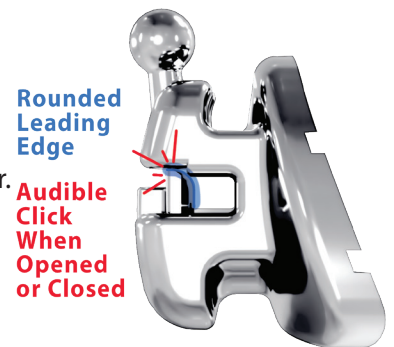
Engineered to conform to each tooth and create unmatched bond strength.

**Reduce Patient Visits & Chair Time Without Expensive Lab Fees.**

# Flawless, Self-Gliding DOOR MECHANISM

## The Norris 20/26® Brackets Offers A Flawless Door Mechanism

Unfailing door with reciprocal mechanism and audible opening and closing “click”, proven to last throughout treatment. Opening the bracket door has never been easier. Insert the Norris Exclusive “Triple Tool” horizontally into the door slot and rotate 90 degrees. The unique mechanism inside the door of the bracket allows the door to actually “glide open” and “glide closed” once the door travels 50% in either direction. This “assisted” opening and closing is the first and only one of its kind, and is another leap forward in PSL technology.



The unique spring clip inside the door of the bracket allows the door to actually spring open and spring closed once the door passes 50% of its travel in either direction. This spring clip assisted opening and closing is the first and only one of its kind, and is a HUGE step forward in PSL technology.

**Dr. Robert “Tito” Norris | Creator & Orthodontist, Stone Oak Orthodontics**

## BRACKET PRESCRIPTION REFERENCE CHART

		Univ HKS	Univ HKS	Distal HKS		Distal HKS	Univ HKS	Univ HKS							
UPPER	UR7	UR6	UR5	UR4	UR3	UR2	UR1		UL1	UL2	UL3	UL4	UL5	UL6	UL7
Torque	-20	-15	-5	-5	0	8	12		12	8	0	-5	-5	-15	-20
Tip	0	0	0	0	5	9	5		5	9	5	0	0	0	0
Rotation	0	12	0	0	0	0	0		0	0	0	0	0	12	0
In/out			0.69	0.69	0.69	0.89	0.89		0.89	0.89	0.69	0.69	0.69		
LOWER	LR7	LR6	LR5	LR4	LR3	LR2	LR1		LL1	LL2	LL3	LL4	LL5	LL6	LL7
Torque	-20	-20	-12	-12	0	-5	-5		-5	-5	0	-12	-12	-20	-20
Tip	0	0	0	0	5	0	0		0	0	5	0	0	0	0
Rotation	0	0	0	0	0	0	0		0	0	0	0	0	0	0
In/out		0.69	0.69	0.69	0.69	1.0	1.0		1.0	1.0	0.69	0.69	0.69		

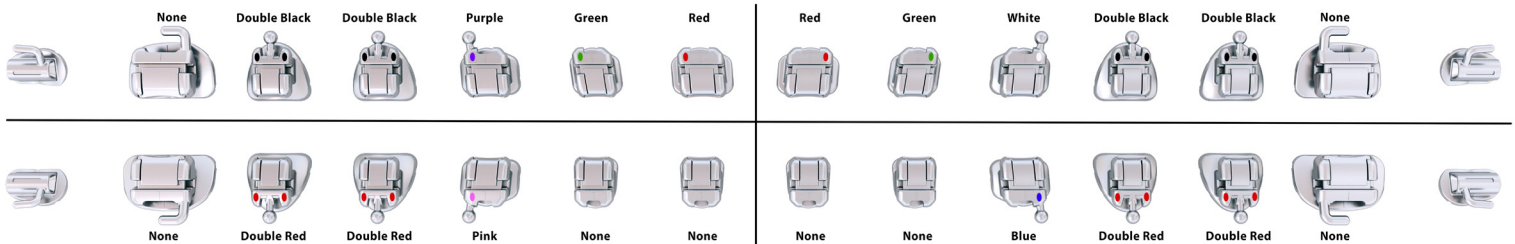
# BRACKET PLACEMENT GUIDE

The bracket placement guide was developed by Dr. Norris with the projection of the smile in mind. It optimizes the smile arc via the fluid gradient of increasing tooth display.



Upper Central Incisor	UR7	UR6	UR5	UR4	UR3	UR2	UR1	UL1	UL2	UL3	UL4	UL5	UL6	UL7
12mm	4.5	4.0	5.0	5.5	6.0	6.0	7.0	7.0	6.0	6.0	5.5	5.0	4.0	4.5
11mm	4.0	3.5	4.5	5.0	5.5	5.5	6.0	6.0	5.5	5.5	5.0	4.5	3.5	4.0
10mm	4.0	3.5	4.0	4.5	5.0	5.0	5.5	5.5	5.0	5.0	4.5	4.0	3.5	4.0
9mm	3.5	3.0	3.5	4.0	4.5	4.5	5.0	5.0	4.5	4.5	4.0	3.5	3.0	3.5
Lower Central Incisor	LR7	LR6	LR5	LR4	LR3	LR2	LR1	LL1	LL2	LL3	LL4	LL5	LL6	LL7
11mm	6.0	5.0	5.5	6.0	6.0	5.0	5.0	5.0	5.0	6.0	6.0	5.5	5.0	6.0
10mm	5.5	4.5	5.0	5.5	5.5	5.0	5.0	5.0	5.0	5.5	5.5	5.0	4.5	5.5
9mm	5.0	4.0	4.5	5.0	5.0	4.5	4.5	4.5	4.5	5.0	5.0	4.5	4.0	5.0
8mm	4.5	3.5	4.0	4.5	4.5	4.0	4.0	4.0	4.0	4.5	4.5	4.0	3.5	4.5

## BRACKET COLOR CODINGS



“

“I simply cannot believe the improvement since switching to The Norris System bracket. They go on easier, much less breakage, their shape allows my patients to brush easier, and I’m finishing with less adjustments - meaning less appointments and less treatment time than my previous PSL system! Simply amazing!”

Dr. Rich Miller | Exeter, New Hampshire

# Debonding Tips

## REPOSITIONING VS. FINAL DEBONDING

The bond strength of the Norris 20/26® Bracket is notably higher. The bracket will come off a little easier by using a **Bracket Remover Tool (DynaFlex® Item #1604)** and grabbing occlusal-gingivally. However, this can distort the wings and archwire. Therefore, a different approach is needed when debonding to reposition the same bracket. In this case, grab the bracket diagonally, at a 45 degree angle. This will preserve the wings and archwire slot. In either case, it's important to have the patient squeeze hard on a cotton roll to stabilize the tooth.

### Debonding For Repositioning Position Plier Diagonally



### Final Debond Position Plier Occlusal-Gingival

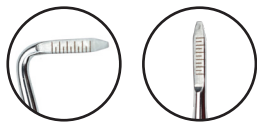


## THE NORRIS SYSTEM TOOLS



### TRIPLE TOOL

Three tools in one; door opener, positioner, ruler. **Item #216-5005**



### HIP TOOL

Aids in effortlessly seating the wire in the archwire slot and makes placing torque in rectangular wire easy. **Item #216-5000**



### BRACKET OPENING TOOL

A single-ended opening instrument that works seamlessly with both Norris Metal and Norris Clear Self-ligating Doors. **Item #216-5015**



### DOUBLE TAKE MIRROR

Double-sided intraoral mirror allows the doctor to simultaneously retract and visualize groups of teeth. **Item #216-5010**

### BRACKET HEIGHT GAUGE

Crafted from high-quality steel, the Norris gauge features increased height dimensions, ranging from 5.5 mm to 7.0 mm, to accommodate higher bracket placements. The Norris gauge is compatible with both .018 and .020 slots. **Item #216-5020**



# Norris **EXTRA BROAD** ARCHWIRE

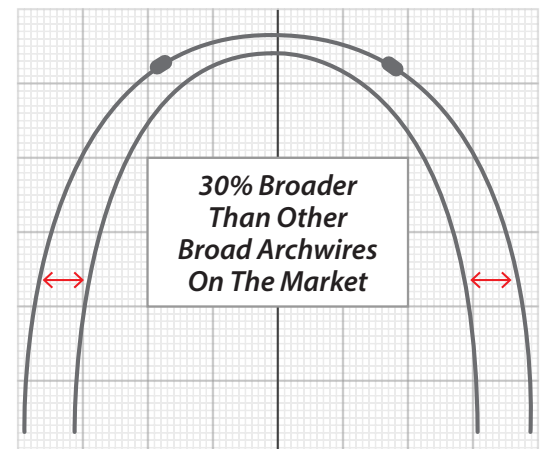


As with the Norris 20/26® Brackets, the Norris Extra Broad wires are a break from convention and take what we know about expanded arches and aesthetic expression to a whole new level. Once again, Dr. Robert "Tito" Norris learned from observation and trial and error, then synthesized what he experienced from the use of existing broad arch forms into the extra broad arch form we have now developed. A non-coordinated arch makes it possible to treat both the maxilla and mandible with the same form. Thirty percent broader than the broadest arch on the market, this extra broad arch achieves a number of key efficiencies and effects: it affords maximum space as it expresses each tooth to its full outer-most potential; it gains maximum leveling and alignment as the teeth are afforded a greater range of motion; it influences the musculature of the surrounding soft tissue earlier in preparation for subsequent desired reprogramming; and it introduces a collaborative dynamic sooner between the bracket and the wire.

Throughout the later working and finishing stages of treatment, a "Rounded" Rectangular (19x25) arch wire is introduced (yet another DynaFlex® exclusive) that makes insertion, clip closure, and seating smoother than ever. Norris Extra Broad Wires are the perfect complement in how they fully express the torque and tip of the bracket over existing passive systems, yet without the binding of other higher frictional systems. Most importantly, however, is how they both fit to produce broader, more expressive smiles than anything else available today.

**The Norris Extra Broad Archwires are 30% broader than the broadest arch on the market. This extra broad arch achieves a number of key efficiencies and effects:**

- **Maximum Leveling & Alignment**  
Teeth are afforded a greater range of motion.
- **Treating Posterior Cross Bite**  
The broad shaped archwire can often be effective at correcting crossbites.
- **Produces A Beautiful Broad Smile**  
Reduces The Dark Posterior Buccal Corridors and expresses each tooth to its full outer-most potential.
- **Pre-Stopped**  
This helps control wire shifting archwire and can be tightened at any position along the arch in accordance with the doctor's preference.
- **19x25 "Rounded Rectangular"**  
This "Rounded-Rectangular" NiTi and Beta archwire shape makes insertion, clip closure, and seating smoother than ever. Only the sharp corners are rounded so torque control is not compromised.





# NorrisARCHWIRE

## ROUNDED RECTANGULAR

*Control Without Compromise*

Makes insertion, clip closure, and seating smoother than ever. Only the sharp corners are rounded so torque control is not compromised.



### Rounded Rectangular

*Shape Makes The Process  
Smoother Than Ever!*

## ARCHWIRE SEQUENCING GUIDE

PHASE	Initial Alignment	Working Alignment	Working Finishing I	Working Finishing II
WIRE	.014 NiTi	.018 x .018" NiTi	.019 x .025" Rounded NiTi	.019 x .025" Rounded Beta
DURATION	10 Weeks	10 Weeks	10 Weeks	8 Weeks Or Until Finished

## ELASTIC SEQUENCING GUIDE

Wire	Elastics	Interval
.014" NiTi Extra Broad	-	8 - 10 Weeks
.018 x .018" NiTi Extra Broad	2.5 oz.	8 - 10 Weeks
.019 x .025" NiTi Extra Broad	4 oz.	8 - 10 Weeks
.019 x .025" NiTi Extra Broad	4 oz.	8 - 10 Weeks
.019 x .025" Beta-Ti Extra Broad	6 oz.	4 - 6 Weeks
.019 x .025" Beta-Ti Extra Broad	-	4 - 6 Weeks
.019 x .025" Beta-Ti Extra Broad	-	4 - 6 Weeks
.019 x .025" Beta-Ti Extra Broad	-	4 - 6 Weeks
.019 x .025" Beta-Ti Extra Broad	-	4 - 6 Weeks
-	-	4 Weeks
-	-	4 Weeks

# PATIENT 1

- **Initial:** Class II Division 1 deep bite with palatal impingement, dento-alveolar extrusion, narrow arches, and splayed incisors.
- **Appointment 1:** Brackets were indirectly bonded at initial appointment. Norris Extra Broad, .014" NiTi.
- **Appointment 3:** Norris Extra Broad, .019x .025" NiTi wires placed at 4 months treatment/3rd appointment. Class II elastics began bilaterally at this appointment.
- **Appointment 5: Total Treatment Time = 6.5 months**



## INITIAL RECORDS



## APPOINTMENT 1



## APPOINTMENT 3



## APPOINTMENT 5



# PATIENT 2

- **Initial:** Class III with a antereolateral open bite, reverse smile arc, maxillary crowding and mandibular spacing.
- **Appointment 1:** Brackets were indirectly bonded at initial appointment. Norris Extra Broad, .014" NiTi.
- **Appointment 3:** Norris Extra Broad, .019x .025" NiTi. Strong tongue pushed the mandibular anterior teeth into an anterior cross-bite. Mandibular lingual bite turbos & elastic chains were placed to assist in re-capturing positive overjet.
- **Appointment 8: Total Treatment Time = 12 months**



## INITIAL RECORDS



## APPOINTMENT 1



## APPOINTMENT 3



## APPOINTMENT 8



# PATIENT 3

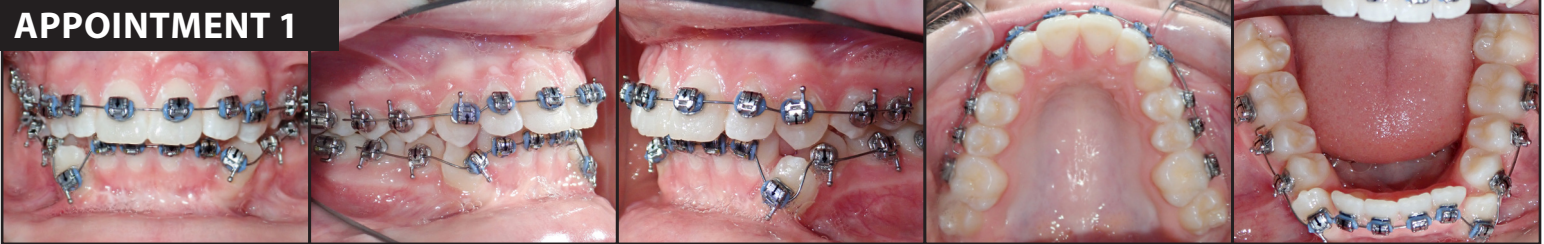
- **Initial:** Class II Division 1 deep bite case with ectopically positioned mandibular cuspids, narrow arches and crowding.
- **Appointment 1:** Brackets were indirectly bonded at initial appointment. Norris Extra Broad, .014" NiTi.
- **Appointment 3:** Norris Extra Broad, .019x .025" NiTi placed at 4 months treatment/3rd appointment. Class II elastics began bilaterally at 2nd appointment.
- **Appointment 9: Total Treatment Time = 8.5 months**



## INITIAL RECORDS



## APPOINTMENT 1



## APPOINTMENT 3



## APPOINTMENT 9



# MEET

## Dr. Robert "Tito" Norris

Dr. Robert Norris is devoted to creating smiles for a lifetime. His unique background in mechanical engineering provides him with a distinct advantage in mastering the forces, vectors, and movements inherent in performing orthodontic treatment. Dr. Norris is a 1992 graduate of the University of Texas Health Science Center at San Antonio Dental School. He then moved to Washington, D.C. where he completed a General Practice Residency at the V.A. Hospital followed by orthodontic specialty training at Howard University. After serving as an Air Force orthodontist in Misawa, Japan, Dr. Norris returned to San Antonio, TX in 1998 and opened a thriving private orthodontic practice. He holds several patents and trademarks, is Board Certified by the American Board of Orthodontics, and is a member of 10 dental organizations and study clubs. He lectures nationally and internationally on topics including aesthetics, efficiency, sustainability, customer service, accelerated treatment, and aligner treatment. He has created and manages several other companies pertaining to real estate investments, marketing, retail sales, and a non-profit providing complimentary orthodontic care to children in need.

### Professional Affiliations

- American Dental Association
- American Association of Orthodontists
- Board Certified by the American Board of Orthodontics
- Texas Dental Association



### On A Personal Note:

Dr. Norris and his wife, Simone, are residents of San Antonio, Texas. He enjoys snow skiing, cycling, swimming, strength training, boating, hiking, and kayaking. To date, he and his wife are enjoying their proudest accomplishments, their three children.

# Want a great way to get started?

THE  
**Norris**  
Intro Kit



Intro Kits comes with a "Risk Free Guarantee." If you unhappy for any reason, we will accept returns of unopened product within 90 days of purchase, hassle-free.

All Norris System kits and individual components come with simple and straight forward pricing. Talk to your Local Territory Sales Manager for details and specific pricing information.

Scan the QR code to learn more about The Norris System kits.



## INTRO KIT: 5-5

W/ Standard Premolars: #217-01C5-INT | W/ Offset Premolars: #216-01C5-INT

SKU	QTY	Item	Cost
#216-01C5	10	5-5 BRACKET SETS	Price You Pay
#09-216-200	2	.014 EXTRA BROAD NiTi	Included
#09-226-550	2	.018 x .018 EXTRA BROAD NiTi	Included
#09-426-700	2	.019 x .025 ROUNDED RECT. EXTRA BROAD NiTi	Included
#09-326-700	2	.019 x .025 EXTRA BROAD ROUNDED RECT. BETA	Included
#216-5005	1	TRIPLE TOOL - DOOR OPENER	Included
#216-5000	1	HIP TOOL - ARCHWIRE SEATER	Included

## INTRO KIT: 6-6

W/ Standard Premolars: #217-01C6-INT | W/ Offset Premolars: #216-01C6-INT

SKU	QTY	Item	Cost
#216-01C6	10	6-6 BRACKET SETS	Price You Pay
#09-216-200	2	.014 EXTRA BROAD NiTi	Included
#09-226-550	2	.018 x .018 EXTRA BROAD NiTi	Included
#09-426-700	2	.019 x .025 ROUNDED RECT. EXTRA BROAD NiTi	Included
#09-326-700	2	.019 x .025 EXTRA BROAD ROUNDED RECT. BETA	Included
#216-5005	1	TRIPLE TOOL - DOOR OPENER	Included
#216-5000	1	HIP TOOL - ARCHWIRE SEATER	Included

## INTRO KIT: 7-7

W/ Standard Premolars: #217-01C7-INT

SKU	QTY	Item	Cost
#217-01C7	10	7-7 BRACKET SETS	Price You Pay
#09-216-200	2	.014 EXTRA BROAD NiTi	Included
#09-226-550	2	.018 x .018 EXTRA BROAD NiTi	Included
#09-426-700	2	.019 x .025 ROUNDED RECT. EXTRA BROAD NiTi	Included
#09-326-700	2	.019 x .025 EXTRA BROAD ROUNDED RECT. BETA	Included
#216-5005	1	TRIPLE TOOL - DOOR OPENER	Included
#216-5000	1	HIP TOOL - ARCHWIRE SEATER	Included

## PRO KIT: 5-5

W/ Standard Premolars: #217-01C5-PRO | W/ Offset Premolars: #216-01C5-PRO

SKU	QTY	Item	Cost
#216-01C5	66	(60) 5-5 BRACKET SETS, (6) FREE 5-5 BRACKET SETS	Price You Pay
#216-5005	3	TRIPLE TOOL - DOOR OPENER	Included
#216-5000	3	HIP TOOL - ARCHWIRE SEATER	Included
#3824-NORRIS	1	NORRIS SYSTEM TYPODONT (5-5)	Included

## PRO KIT: 6-6

W/ Standard Premolars: #217-01C6-PRO | W/ Offset Premolars: #216-01C6-PRO

SKU	QTY	Item	Cost
#216-01C6	66	(60) 6-6 BRACKET SETS, (6) FREE 6-6 BRACKET SETS	Price You Pay
#216-5005	3	TRIPLE TOOL - DOOR OPENER	Included
#216-5000	3	HIP TOOL - ARCHWIRE SEATER	Included
#3824-NORRIS1	1	NORRIS SYSTEM TYPODONT (6-6)	Included

## PRO KIT: 7-7

W/ Standard Premolars: #217-01C7-PRO

SKU	QTY	Item	Cost
#217-01C7	66	(60) 7-7 BRACKET SETS, (6) FREE 7-7 BRACKET SETS	Price You Pay
#216-5005	3	TRIPLE TOOL - DOOR OPENER	Included
#216-5000	3	HIP TOOL - ARCHWIRE SEATER	Included
#3824-NORRIS2	1	NORRIS SYSTEM TYPODONT (7-7)	Included

## PRO WIRE KIT: 5-5

W/ Standard Premolars: #217-01C5-PRO+ | W/ Offset Premolars: #216-01C5-PRO+

SKU	QTY	Item	Cost
#216-01C5	60	5-5 BRACKET SETS	Price You Pay
#09-216-200	5	.014 EXTRA BROAD NiTi	Included
#09-226-550	5	.018 X .018 EXTRA BROAD NiTi	Included
#09-426-700	5	.019 x .025 EXTRA BROAD ROUNDED RECT. NiTi	Included
#09-326-700	5	.019 x .025 EXTRA BROAD ROUNDED RECT. BETA	Included
#216-5005	5	TRIPLE TOOL - DOOR OPENER	Included
#216-5000	5	HIP TOOL - ARCHWIRE SEATER	Included
#3824-NORRIS	1	NORRIS SYSTEM TYPODONT (5-5)	Included

## PRO WIRE KIT: 6-6

W/ Standard Premolars: #217-01C6-PRO+ | W/ Offset Premolars: #216-01C7-PRO+

SKU	QTY	Item	Cost
#216-01C6	60	6-6 BRACKET SETS	Price You Pay
#09-216-200	5	.014 EXTRA BROAD NiTi	Included
#09-226-550	5	.018 X .018 EXTRA BROAD NiTi	Included
#09-426-700	5	.019 x .025 EXTRA BROAD ROUNDED RECT. NiTi	Included
#09-326-700	5	.019 x .025 EXTRA BROAD ROUNDED RECT. BETA	Included
#216-5005	5	TRIPLE TOOL - DOOR OPENER	Included
#216-5000	5	HIP TOOL - ARCHWIRE SEATER	Included
#3824-NORRIS1	1	NORRIS SYSTEM TYPODONT (6-6)	Included

## PRO WIRE KIT: 7-7

W/ Standard Premolars: #217-01C7-PRO+

SKU	QTY	Item	Cost
#217-01C7	60	7-7 BRACKET SETS	Price You Pay
#09-216-200	5	.014 EXTRA BROAD NiTi	Included
#09-226-550	5	.018 X .018 EXTRA BROAD NiTi	Included
#09-426-700	5	.019 x .025 EXTRA BROAD ROUNDED RECT. NiTi	Included
#09-326-700	5	.019 x .025 EXTRA BROAD ROUNDED RECT. BETA	Included
#216-5005	5	TRIPLE TOOL - DOOR OPENER	Included
#216-5000	5	HIP TOOL - ARCHWIRE SEATER	Included
#3824-NORRIS2	1	NORRIS SYSTEM TYPODONT (7-7)	Included

To Learn More OR Schedule A Demo

[www.dynaflex.com/norris2026](http://www.dynaflex.com/norris2026)

THE  
Norris SYSTEM  
\* Actual Patient

Greiner  
Orthodontics

Norris 20/26® Bracket System Patent Pending. 060821 © DynaFlex®. All rights reserved.